

## Reliable monitoring for the oil/water interface in separators

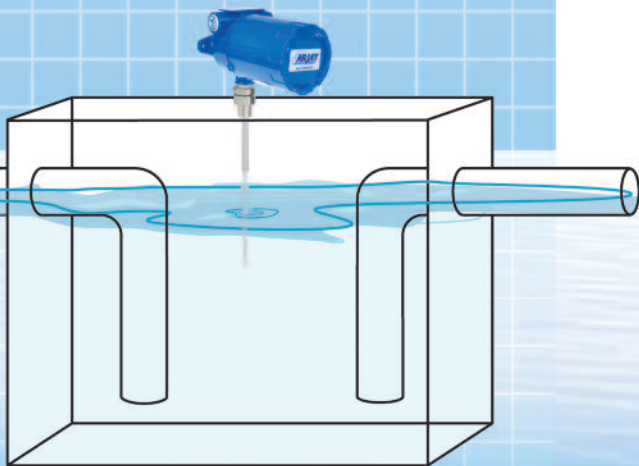
Over 40 years of capacitance experience stands behind the 2882-OWS Separator Alarm. The probe is inserted into the separator or sump to the depth of desired oil accumulation. The electronics is calibrated to the capacitance field around the probe. As oil accumulates and displaces the water, the capacitance change around the probe tip is monitored to activate the relays.

- no moving parts
- electronics are integral to probe
- high corrosion resistant Teflon and 316SS parts
- HF capacitance does not require routine cleaning
- easy calibration and control set-up

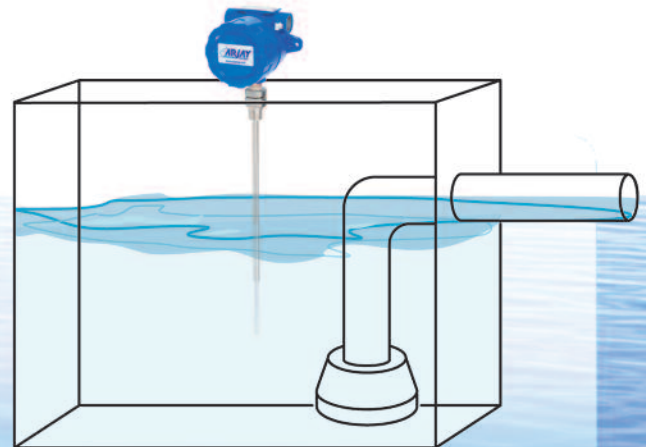
Adjustable time delay and sensitivity adjustment is standard to suppress spurious alarms from intermittent turbulence and wash-down.



Inactive probe Sheath (length to order)



Teflon coated probe (length to order)



# 2882-OWS

## Features and Benefits

- no moving parts
- electronics is integral to the probe
- high corrosion resistant Teflon and stainless steel wetted parts
- capacitance technology responds to all oil types
- HF capacitance technology does not require routine cleaning
- easy calibration and control set-up

## Technical Specifications - Electronics

Operating Temp.	-20°C to +55°C
Resolution	.007% (.07 pF at 1,000 pF)
Accuracy	0.2% of full scale pF
Power Input	12 vdc or 24 vdc, 0.1 amp max. 100-240 vac +/- 10%
Communication	RS-485 Modbus
Control Interface	Two common 3 amp SPDT dry relays plus 4mA Normal / 20 mA alarm

## Technical Specifications - Probe

Process Temp.	-60°C to +260°C (Teflon probe)
Pressure	103 bar/10342 kPA/1500psi at stable temperature
Wetted Parts	316SS and Teflon


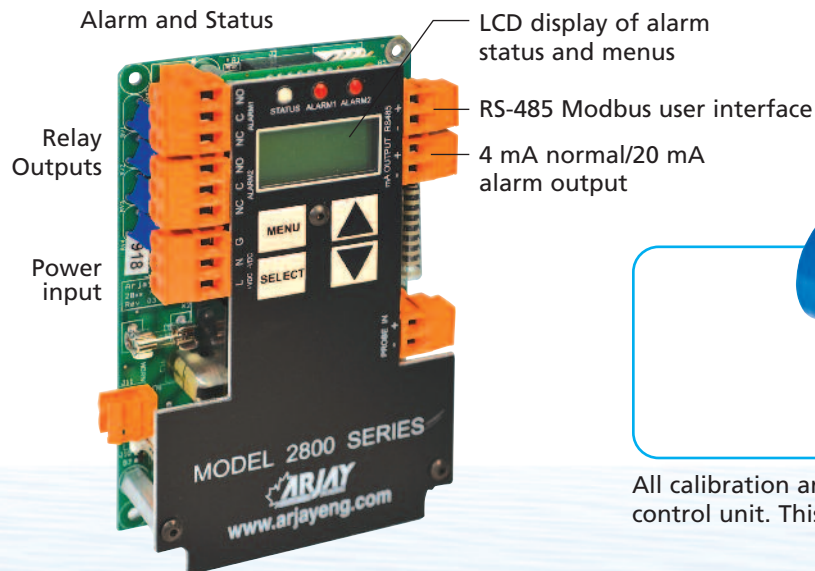
The electronics for this model can be mounted remote from the probe. For a remote controller in a Hazardous Location, see the Model 2882R-OWS. For a remote controller in an Ordinary Location, see the Model 2852-OWS.

### Certifications (certificates available on website)

**Included Standard on Control Unit and Probe- Ordinary Location Use**  
UL/CSA/IEC 61010-1  
CAN/CSA 22.2  
CE

**Optional Hazardous Location Use - Explosion Proof**  
USA/Canada Zone 1,2; AEx db IIC T5 Gb  
IECEX/ATEX Zone 1,2; Ex db IIC T5 Gb

**Also included Standard on Probe**  
CRN # 0F07450.2 (all provinces)  
NACE MR-0175 Compliant where applicable



All calibration and power wiring is done at the main control unit. This is mounted directly onto the probe.



Arjay Engineering Ltd. 2851 Brighton Road Oakville, Ontario Canada L6H 6C9

http://www.arjayeng.com telephone: +1 905-829-2418 N. America toll free: 1-800-387-9487 fax: +1 905-829-4701

