

2852-LS Two Point Level Switch



Reliable level alarm and control of liquids and solids

Over 40 years of capacitance experience stands behind the 2852-LS level controller. The sensing probe continuously monitors the level changes in a vessel to alarm at user defined setpoints. It is typically used to control pumps and valves, alarm of high or low product conditions, or alert to potential overflow and dry conditions.

- capacitance technology does not foul or require routine cleaning
- no moving parts
- remote monitor mounts away from the process for operator safety and ease of control wiring.
- two discrete relay setpoints, each with full differential control

The 2852-LS sensing probe monitors the capacitance field around the probe. As the level of product increases or decreases in the vessel, the probe capacitance changes. This change is used to activate the relays for alarm and control.



explosion proof probe

3/4" npt 316SS process connection



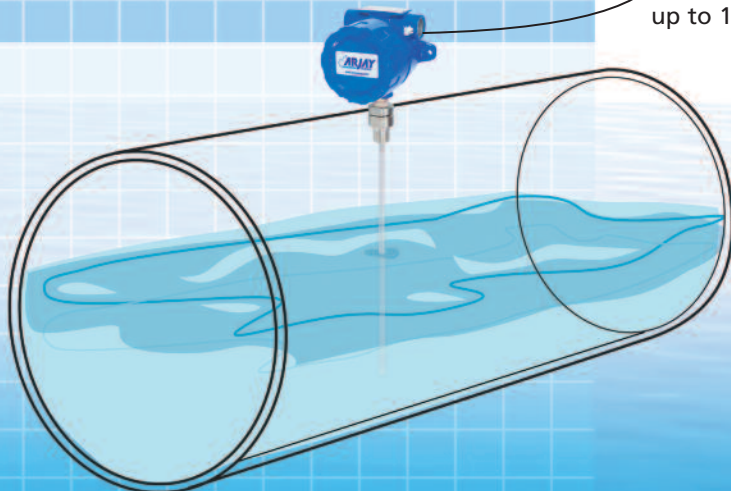
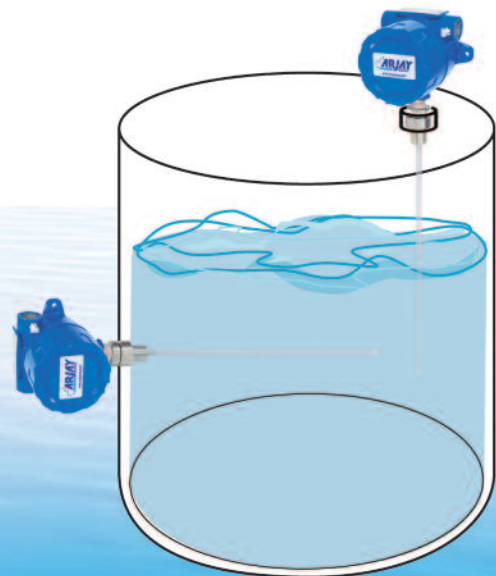
optional alarm light and/or buzzer

Remote Electronics available in painted steel, SS or polycarbonate enclosure

Teflon sensing probe



up to 1 km



2852-LS

Features and Benefits

- no moving parts
- remote electronics via standard twisted pair
- explosion proof probe is standard
- probe is available with Intrinsically Safe option for alternative HazLoc protection
- high corrosion resistant Teflon and stainless steel wetted parts
- capacitance technology responds to all liquid and solid types
- HF capacitance technology does not require routine cleaning
- easy calibration and control set-up
- two discrete relay setpoints on one probe, each with 100% differential control

Technical Specifications - Control Unit

Operating Temp.	-20°C to +55°C
Resolution	.007% (.07 pF at 1,000 pF)
Accuracy	0.2% of full scale pF
Power Input	12 vdc or 24 vdc or 100-240 vac +/- 10%
Alarm Relays	Two independent 3 amp SPDT dry contacts with differential control
Analog Output	4 mA normal/20 mA alarm pegged to Relay 1 high differential setpoint
Communication	Modbus RS-485
Enclosure	Type 4/IP 66 painted steel or Type 4X/IP 66 polycarbonate or SS
Optional	Light, buzzer, beacon

Technical Specifications - Probe

Probe	-60°C to +200°C
PMC	-40 C to +55 C
Pressure	103 bar/10342 kPA/1500psi at stable temp
Wetted Parts	316SS and Teflon



Certifications (certificates available on website)

Included Standard on Control Unit and Probe - Ordinary Location Use
UL/CSA/IEC 61010-1
CAN/CSA 22.2
CE

Included Standard on Probe - Hazardous Location Use - Explosion Proof
USA/Canada CSA Zone 1,2; AEx db IIC T5 Gb
IECEX/ATEX Zone 1,2; Ex db IIC T5 Gb

Optional on Probe - Hazardous Location Use - Intrinsically Safe
UL/CSA/IEC 60079
ANSI/UL 913-2013
Class I; Division 1,2; Groups A,B,C,D; T4
Class II; Division 1,2; Groups E,F,G
Class III; Division 1,2
Class 1, Zone 0,1,2; Ex ia IIC T4 Ga

Included Standard on Probe
CRN # 0F07450.2 (all provinces)
NACE MR-0175 Compliant where applicable



The unique PMC circuit design, installed at the probe and exclusive to Arjay, immediately converts the sensor signal to a frequency pulse for furtherance to the controller.



Arjay Engineering Ltd. 2851 Brighton Road Oakville, Ontario Canada L6H 6C9

<http://www.arjayeng.com> telephone: +1 905-829-2418 N. America toll free: 1-800-387-9487 fax: +1 905-829-4701

