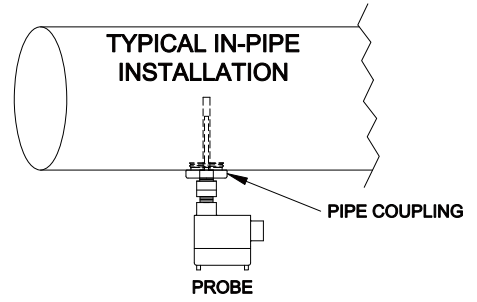
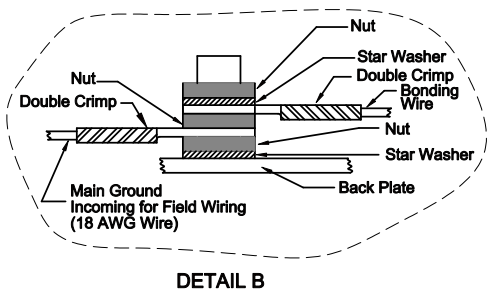
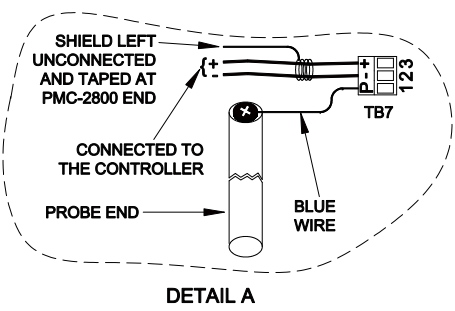
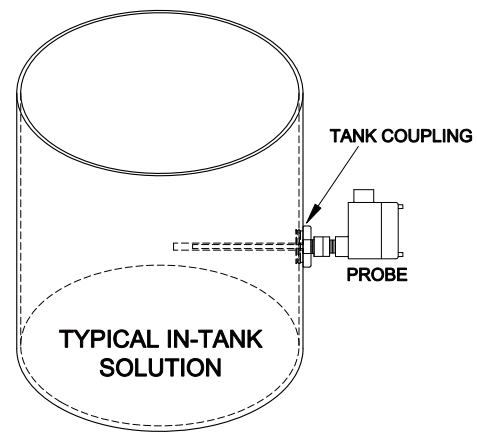


NOTE-A:
 1) INPUT VOLTAGE PER ORDER:
 12VDC *OR* 24VDC *OR* 100VAC-240VAC, 50/60Hz
 2) TERMINALS MARKED (-) (+) ARE FOR DC POWERED UNITS.



NOTES:
 1) DIMENSIONS ARE IN mm [inches]
 2) POLYESTER POWDER BLUE (RAL5015) PAINT.
 3) ENCLOSURE IS A EXM ESCH080804
 4) ENCLOSURE DIMENSIONS ARE 203.2 X 203.2 X 101.6D (8 X 8 X 4D)
 5) ENCLOSURE MOUNTING DIMENSIONS ARE 222.25 X 152.4 (8.75 x 6)
 6) MAKE SURE JUNCTION BOX IS ELECTRICAL GROUNDED VIA TANK (IF GROUNDED OR SEPARATE GND WIRE).
 7) TYPE 4X POLYCARBONATE ENCLOSURE (OPTIONAL) - MOUNTING FEET DIMENSION 222.25 x 101.6 (8.75 x 4)

1	02/07/13	REVISED DETAIL A		
REV	DATE	DESCRIPTION	CHK'D	APP'D
REVISIONS				
ARJAY ENGINEERING		PROJECT: ARJAY ENGINEERING LIMITED INTERFACE ALARM SWITCH		
		2852-IFA DIMENSIONAL & ELECTRICAL DRAWING		
DWG. STATUS	BY	DATE	TITLE	
	F.H.	13/08/12	2852-IFA DIMENSIONAL & ELECTRICAL DRAWING	
CHECKED				
APPROVED				
SCALE	REF. DWGS.	DWG. NO.	SHT.	REV.
N.T.S.		20100790	1	1